

Still Louisiana's **NOT** Working

Last year, the Pelican Institute released a **document** highlighting the real numbers behind Louisiana's economic slump. Bad news: the numbers have not improved. In fact, in many instances, Louisiana's economic numbers are even worse. The good news? The Pelican Institute has released "**A Jobs and Opportunity Agenda for Louisiana**," which offers real solutions to the critical policy issues facing the Pelican State. We must decide: Will we continue to hold on to the status quo (which hasn't done us any favors) or will we embrace the major reforms necessary to bring jobs and opportunity to Louisiana?

JOBS

The Louisiana Civilian Labor Force **decreased by 6,636 people** from July 2018 to July 2019.

The 4th largest decrease.

Source: Table 1. Civilian labor force and unemployment by state and selected area, seasonally adjusted. (2019, August 16). Retrieved August 16, 2019, from <https://www.bls.gov/news.release/laust01.htm>

From July 2018 to July 2019, **Louisiana lost 1,000 jobs.** This was the only state to lose jobs during this time period.

Louisiana **lost 0.1 percent of its jobs** from July 2018 to July 2019.

Source: Charts related to the latest "State Employment and Unemployment" news release | More chart packages. (2019, August 16). Retrieved August 16, 2019, from <https://www.bls.gov/charts/state-employment-and-unemployment/change-in-nonfarm-employment-by-state-map.htm>



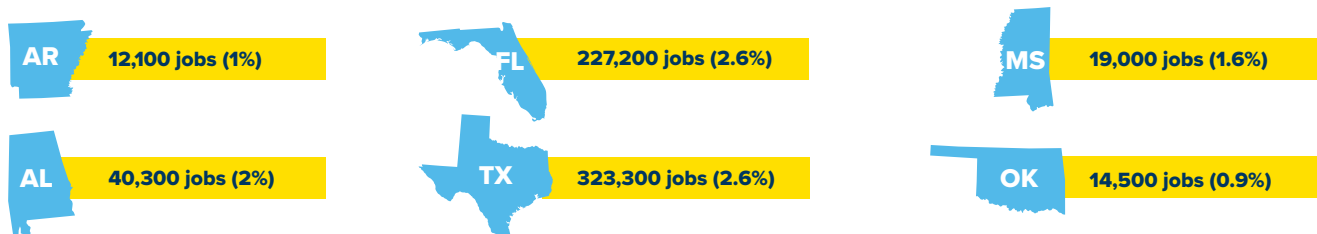
Louisiana is currently tied for the **7th highest unemployment rate** in the nation at **4.3 percent.**

Source: Table 1. Civilian labor force and unemployment by state and selected area, seasonally adjusted. (2019, August 16). Retrieved August 16, 2019, from <https://www.bls.gov/news.release/laust01.htm>

Most reduction in the unemployment rate came from a combination of:

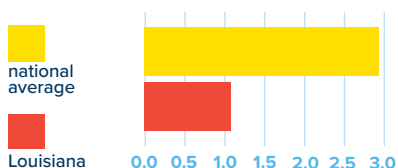
- 1) people *leaving the workforce and becoming discouraged* and/or
- 2) people *leaving Louisiana altogether* – exactly the wrong reasons to “celebrate” a lower unemployment rate.

While Louisiana lost jobs, our neighbors are growing jobs:



Source: Charts related to the latest "State Employment and Unemployment" news release | More chart packages. (2019, August 16). Retrieved August 16, 2019, from <https://www.bls.gov/>

GROSS DOMESTIC PRODUCT



For the entirety of 2018, **Louisiana's economy only grew at 1.1 percent.**

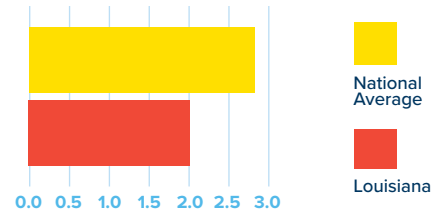
This ranked 41st. By comparison, the US economy grew by 2.9 percent.



PERSONAL INCOME

Net earnings (wage growth) rose only 2.0 percent in the first quarter of 2019. Meanwhile, the U.S. rose by 2.8 percent.

Source: State Personal Income, First Quarter 2019: U.S. Bureau of Economic Analysis (BEA). (2019, June 25). Retrieved July 10, 2019, from <https://www.bea.gov/news/2019/state-personal-income-first-quarter-2019>



POPULATION



From July 1, 2017 to July 1, 2018, **Louisiana lost 27,914 residents.**

The 4th largest loss in the country.

Source: Table 5. Estimates of the Components of Resident Population Change for the United States, Regions, States, and Puerto Rico: July 1, 2017 to July 1, 2018

NATIONAL RANKINGS

Louisiana ranks poorly in every major category:

50th

in net job gains (or job losses) from July 2018 to July 2019

Charts related to the latest "State Employment and Unemployment" news release | More chart packages. (2019, August 16). Retrieved August 16, 2019, from <https://www.bls.gov/charts/state-employment-and-unemployment/change-in-nonfarm-employment-by-state-map.htm>

46th

in the net number of Americans migrating away from Louisiana from July 2017 to July 2018

US Census Bureau. (2019, May 23). State Population Totals: 2010-2018. Retrieved July 10, 2019, from <https://www.census.gov/data/tables/time-series/demo/popest/2010s-state-total.html>

41st

in economic growth in 2018

Gross Domestic Product by State: Fourth Quarter and Annual 2018: U.S. Bureau of Economic Analysis (BEA). (n.d.). Retrieved from <https://www.bea.gov/news/2019/gross-domestic-product-state-fourth-quarter-and-annual-2018>

34th

in income growth in net personal earnings growth in the first quarter of 2019.

State Personal Income, First Quarter 2019: U.S. Bureau of Economic Analysis (BEA). (2019, June 25). Retrieved July 10, 2019, from <https://www.bea.gov/news/2019/state-personal-income-first-quarter-2019>